



WALK KANSAS

March 31 - May 25, 2024

K-STATE
Research and Extension

Let the fun begin! Participant information:

It's time to dust off those walking shoes!! Walk Kansas is set to begin March 31. This is Walk Kansas #24. We are so glad you are joining us this year!!

Join a team or go solo:

Walk Kansas is primarily a team-based program, meaning that you are part of a 4-6 member team that selects a goal and then supports each other during the 8-week program. You also have the option to participate "solo" if you prefer to not be on a team.

Each team will **select a goal** or challenge to work toward from these options:

1) Discover the *8 Wonders of Kansas!* This journey requires each person to get 2.5 hrs of moderate activity per week.

2) Follow *US Route 56!* This trail actually begins in New Mexico, but it won't take you long to reach Kansas and then trek across the state. Requires 3.3 hrs of activity per week.

3) Go *Cross Country* from the NE to the SE corners of Kansas, requiring 4 hrs of activity per person/week.

4) *Little Balkans to Nicodemus* is the longest trail and requires 6 hrs per person/week to complete.

The ***Purple Power Trail*** is the solo option, beginning in Manhattan – home of Kansas State University!! All trails unlock interesting waypoints along the way giving you a glimpse into Kansas history and attractions!

During Walk Kansas, you will log minutes of moderate activity OR total steps/day which the online system converts to Walk Kansas miles (15 minutes/2,000 steps = 1 mile.) **Read the Activity Guide**, page 4, for more detailed information on reporting.

Ready to take the first step?

Register online at www.walkkansas.org

If you have a team, wait for your captain to start team registration online. You will receive a message by email (check clutter/spam folders also) asking you to complete registration and give your consent to participate. Your captain will be responsible for paying fees for the entire team so make sure you reimburse your captain for your \$10 reg fee.

Reminders and dates:

March 4: Registration Opens

After you register: Complete the walking and flexibility tests described in the Activity Guide.

March 31: Here we go!! Start logging physical activity minutes/steps, strengthening exercises; fruits/veg, and water.

April 5: Registration closes

March 29 and April 19: Order dates for Walk Kansas apparel. www.shopwalkkansas.com

April 10: "The Science of Happiness" webinar. Watch your newsletter for more webinar dates and topics!!

May 25: Walk Kansas wraps up for 2024! Complete Post walking and flexibility tests, and a program evaluation.

Walk Kansas Website: www.walkkansas.org



If you don't have a team, and would like to join one, go online and register as an "individual." The Extension office will connect you with a team that has similar goals. If you prefer to go solo (not on a team) select the "Solo Team" option.

Walk Kansas Webinars: Our first webinar, "The Science of Happiness" includes emphasis on how regular physical activity supports physical, mental and emotional health. Details on additional webinars will be highlighted in WK newsletters and posted in the "Events" section of your portal.

Med Instead of Meds – a series of 6 webinars recorded from 2023. Links and resources are in your portal. The series focuses on the 7 Simple Steps to eating the Med Way. Each session explores 1-2 steps, a mindfulness skill, and features Med Way recipes from medinsteadofmeds.com

Eating the Med Way includes lots of fruits and veggies! In addition to logging minutes/steps of physical activity, we encourage you to track cups of fruits and veggies you eat each day. You'll find resources, recipes and helpful articles in the weekly Walk Kansas newsletter to help you boost your fruit/veggie consumption! If you wish, you can also track the water you drink each day.

Show your Walk Kansas pride with t-shirts and more!

You can purchase t-shirts, hoodies, long-sleeved tees, and a ½ zip at: www.shopwalkkansas.com. Go directly to this website or login to your portal and click "shop" on the top purple bar. **Note the dates to place orders.** T-shirt color options are Raspberry Heather, Navy Heather, and Purple Heather. (Note: Some items are available in navy only)



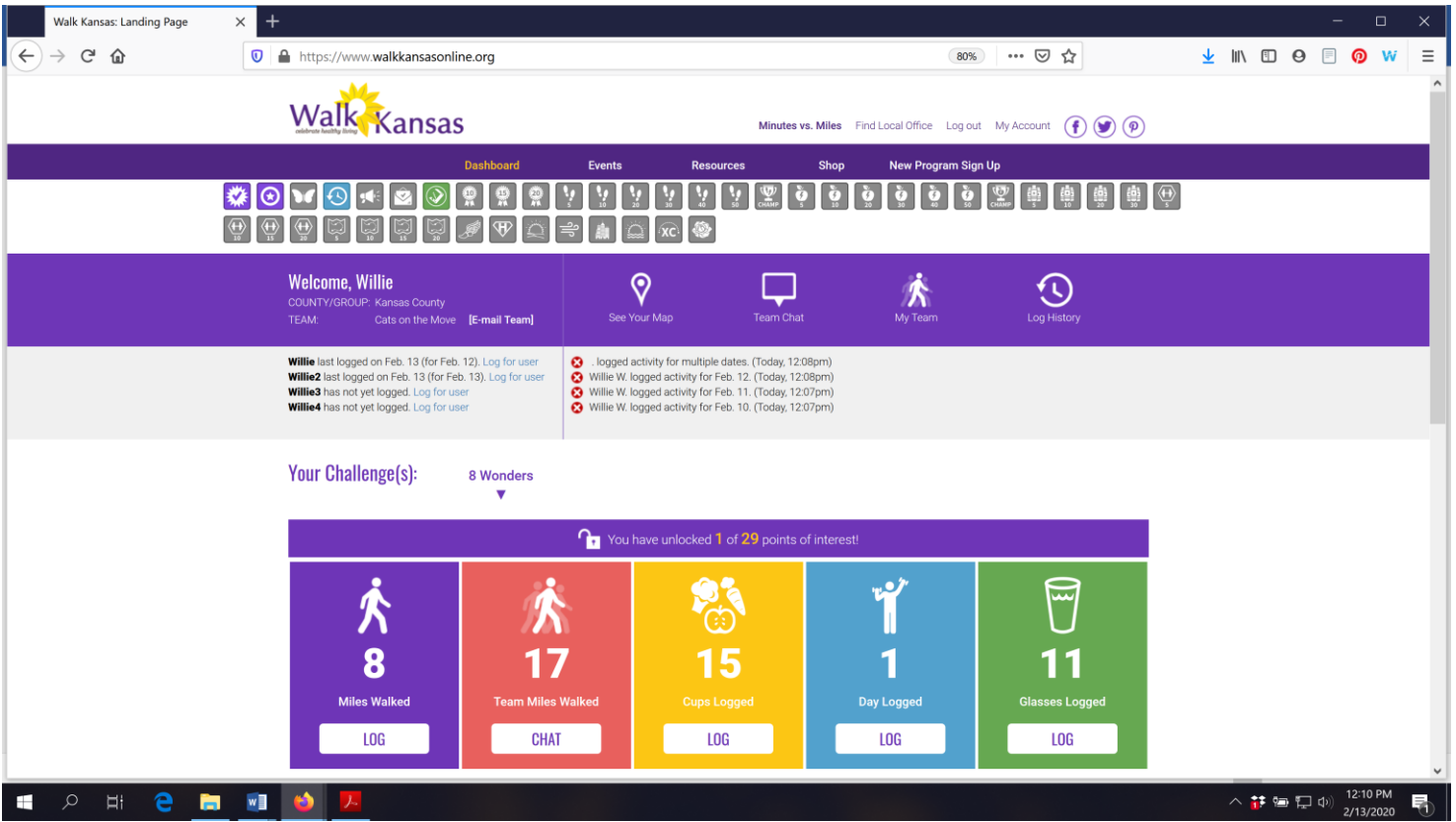
Participant Checklist – Make sure you are ready for Walk Kansas!!

- Connect with your team** – get to know those that are not familiar to you (if any)
- Read the [Activity Guide](#)** and check page 4 for more information on reporting minutes/steps.
- Complete the Fitness "Pre" test.** This can be a fun activity to do with a friend/team! (Repeat this again after Walk Kansas and compare.)
- Become familiar** with the online portal and "chat" with your team!
- Plan to join our webinars!** The first is April 10 at 12:10 p.m. Check your portal and the newsletter for the link.
- Make sure you **reimburse** your captain for the \$10 registration fee.
- If you are on Facebook, **like** *Kansas State University Walk Kansas*, and a local WK group if available.

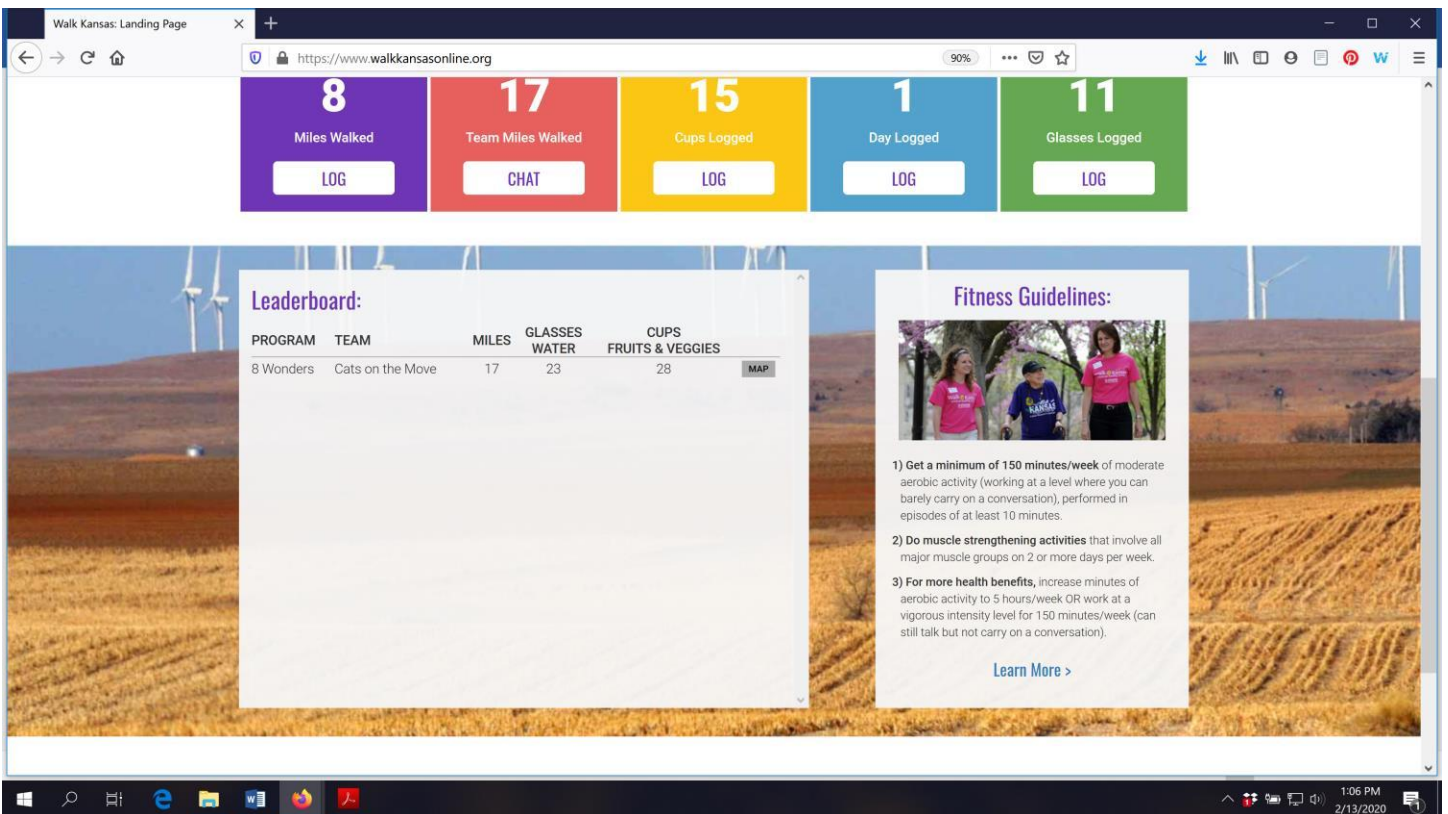
Ready, Set, Go!! Report/Log online – begin March 31:

Once your team is ready to go, you will see this "Dashboard" (graphic on the next page) where you log minutes, etc., and chat with your team. You will not be able to log before March 31. **Along the top horizontal purple bar:** Click on "Events" to see what is happening in your community; "Resources" is where you will find program newsletters and other information; "**Shop**" is where you can purchase apparel.

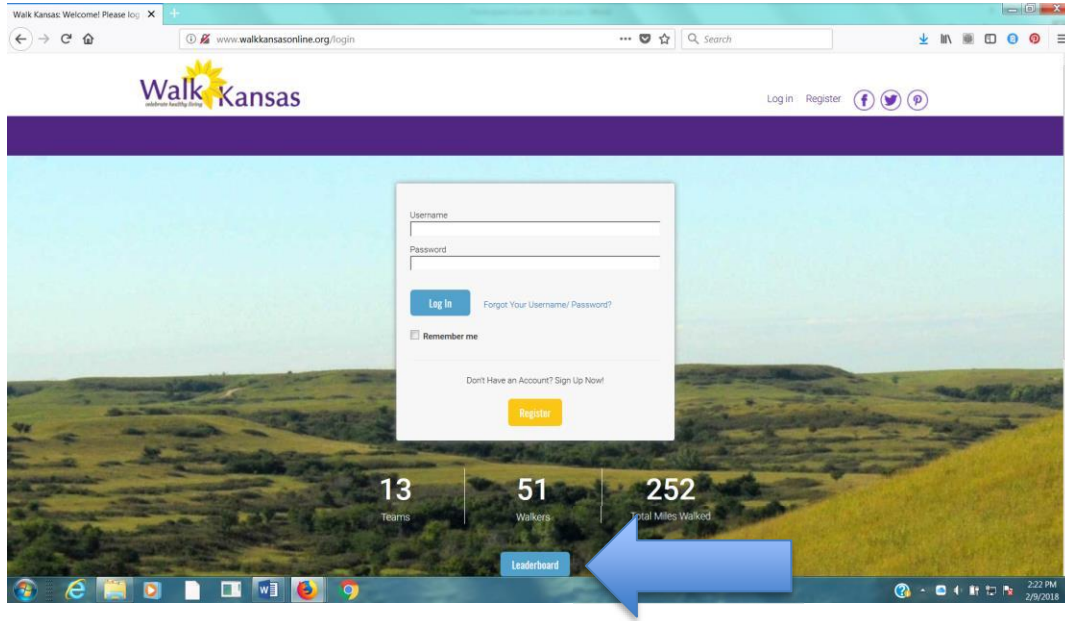
On the bottom purple bar -- See your welcome message, team name, and group (county). After you enter your activity minutes or daily steps (*the system automatically converts your minutes and steps into miles*), click on the "See Your Map" icon to find your challenge trail displayed. Here you will unlock points of interest and learn more about our great state. Click "Team Chat" to communicate with team members and check just under the purple bar for posts from your chat group. "My Team" shows all your team-mates and "Log History" shows what you have logged for activity, f/v, etc. **Earn badges** along the way for activity, logging, reading, and more!!



If you scroll down the page, you will see a white "Leaderboard" box. This is where other teams from your community will appear along with their progress.



You can see how all teams in your community and across Kansas are doing by going to the "Leaderboard" located on the login page, www.walkkansasonline.org. Click on the **blue Leaderboard box** at the bottom of this screen.



Remember, the best Walk Kansas activity is the one you will actually do!! Find an activity you enjoy and make it a habit – have a fantastic Walk Kansas this year!!!



Join Walk Kansas to move more, eat better, and sleep well!!

K-STATE
Research and Extension

Walk Kansas

K-State Research and Extension is an equal opportunity provider and employer.

**Cottonwood Extension District
Barton & Ellis Counties**

**Great Bend Office - 3007 10th St. Great Bend, KS
67530 / 620-793-1910**

**Hays Office - 601 Main St. Hays, KS 67601 /
785-628-9430**



WALK KANSAS

K-STATE
Research and Extension

**Cottonwood Extension District
Barton & Ellis Counties**

ACTIVITY GUIDE

Want to feel better and have more energy?

Maybe you need to blow off some steam from a stressful day or need to get better sleep. Regular exercise can help you achieve this and more. The health benefits from regular exercise and physical activity are hard to ignore, and they are available to everyone, regardless of age, sex, or physical ability. Another fantastic thing about exercise — it's fun!

Walk Kansas is based on *Physical Activity Guidelines for Americans*, which recommend a minimum of 150 minutes of moderate exercise per week OR 75 minutes of vigorous exercise/week, and strengthening exercises at least 2 days per week. Walk Kansas also promotes a warm-up and cool-down time and stretching to improve flexibility.



Make sure it is safe for you to exercise

Before you begin Walk Kansas, or any exercise program, it is important to make sure it is safe for you to exercise. This PAR-Q (Physical Activity Readiness Questionnaire) can help you decide if you are ready or if you might need to check with your physician first. Answer yes or no to the following questions:

1. Has your doctor ever said that you have a heart condition and that you should only do physical activity recommended by a doctor?
2. Do you feel pain in your chest when you do physical activity?
3. In the past month, have you had chest pain when you were not doing physical activity?
4. Do you lose your balance because of dizziness or do you ever lose consciousness?
5. Do you have a bone or joint problem that could be made worse by a change in your physical activity?
6. Is your doctor currently prescribing medications for your blood pressure or heart condition?
7. Do you know of any other reason why you should not do physical activity?

If you answered yes to one or more of these questions, are older than age 40, and have been inactive or are concerned about your health, check with your physician before taking a fitness test or participating in Walk Kansas.

Measure your fitness

Almost everyone that increases their physical activity will benefit by improved fitness. You may notice that you don't get out of breath as easily when you climb the stairs or that picking something up from the floor is easier. While a pre/post fitness test is not required, you may want to know just how much you improve over the 8 weeks of Walk Kansas. These tests are relatively easy to do. You can do the walking test by yourself and the flexibility tests will require another person to do some measuring.

Rockport Fitness Walking Test

This is one of the best ways to determine your cardiorespiratory fitness, which is the ability of the heart and lungs to supply fuel and oxygen during sustained physical activity. The test determines your fitness level by estimating your VO2Max, which is your maximum possible oxygen consumption.

To do this 1-mile walking test, you will need: a scale to determine your weight, a stopwatch or cell phone to time the test, a 1-mile measured course, and a way to measure your heart rate (take your pulse).

First, find a 1-mile course. For most high-school tracks, this is 4 laps around the innermost lane. You can also measure out 1 mile on a road or street. Have your phone or stopwatch ready and follow these instructions.

1. Warm up at a gentle pace for at least 5 minutes.
2. Walk 1 mile as fast as you can and time how long it takes.
3. Record your time to walk 1 mile.
4. Take your heart rate immediately at the end of your 1-mile walk. You can use a heart rate monitor or app, or take your pulse for 15 seconds and multiply this number by 4. (See directions for taking pulse on page 4.)
5. Enter this data into the calculator linked below. This will determine your VO2Max and compare it to standards for your gender and age group. knightsofknee.com/calculators/FitnessTestCalc.htm

If you do not have access to the Internet, contact your local K-State Research and Extension office for calculation instructions.

Please know that this is not a test you can cram for because fitness doesn't improve overnight. Don't be discouraged if your score is low. The most important thing is that you improve your score over time. We would expect your score to improve after the 8 weeks of Walk Kansas, provided you walk or exercise regularly and that you increase the length and intensity of your walking over time.

My Fitness Test Numbers

BEFORE WALK KANSAS

Walking test

Time for 1-mile walk _____

Heart rate immediately after walk _____

Rockport results

My Fitness Level _____

My Fitness Rating _____

Flexibility Tests

Back Scratch: Right _____ Left _____

Hamstring: Right _____ Left _____

AFTER WALK KANSAS

Walking test

Time for 1-mile walk _____

Heart rate immediately after walk _____

Rockport results

My Fitness Level _____

My Fitness Rating _____

Flexibility Tests

Back Scratch: Right _____ Left _____

Hamstring: Right _____ Left _____

HELPFUL INFORMATION

Walk Kansas:

www.walkkansas.org

Physical Activity Guidelines for Americans:

health.gov/sites/default/files/2019-10/PAG_ExecutiveSummary.pdf

Strength Training:

workshop.agrability.org/2011/Downloads/Vincent_07.pdf

“Don't just sit there!”:

washingtonpost.com/wp-srv/special/health/sitting/Sitting.pdf

Flexibility and Stretching:

walkkansas.org/doc/stretchingposter.pdf

Source for flexibility tests:

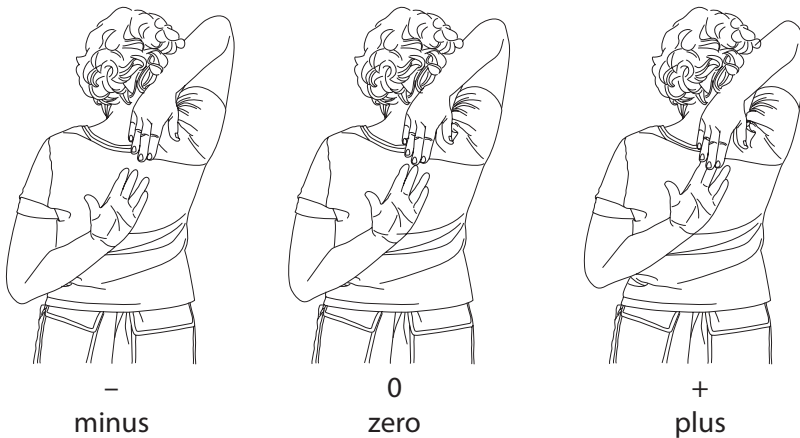
Stay Strong Stay Healthy Program and University of Missouri Extension

k-state.edu/staystrong/

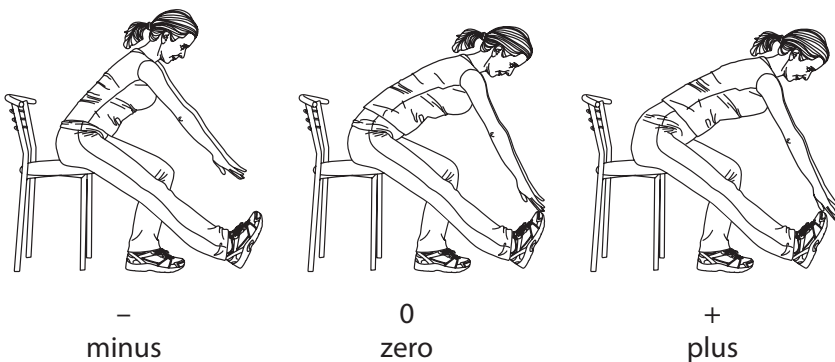
Flexibility Tests

Flexibility is somewhat hard to measure. These two tests are some of the best ways to determine if your flexibility improves over time. You will need a partner to complete these and have a ruler handy.

Back Scratch Test to determine upper body flexibility. Stand and place your right hand over your right shoulder, palm down and fingers extended. Place your other arm around the back of your waist with palm up, reaching as far as possible and trying to touch or overlap extended middle fingers of both hands. Have your partner measure to the closest quarter inch. Use the diagram below as a guide and record your results. Repeat on the other side.



Chair Sit-and-Reach Test to determine lower body (hamstring) flexibility. Sit on the edge of a chair, one leg bent and slightly off to one side, foot flat on the floor. Extend your other leg as straight as possible, heel placed on the floor and foot flexed to 90 degrees. With arms outstretched, hands overlapping and middle fingers even, slowly bend forward and reach as far as possible toward or past the toes. Use the diagram below as a guide and record your results. Repeat on the other side.



Determine Heart Rate by Measuring Your Pulse

As soon as you stop moving your heart rate will slow, so it is important to check your pulse quickly after you complete the 1-mile walk. You can find your pulse at your neck (carotid artery) or wrist (radial artery). Here are the steps:

1. Have a timing device ready, one that shows seconds. You can use a clock or timer with a second hand or use the stopwatch mode on your smartphone.
2. Use two fingers (not your thumb). It is often easiest to find your pulse in the carotid arteries, located either side of your windpipe. Check just beneath your jaw, next to your windpipe.
3. Once you locate your pulse, press lightly and count your pulse for 15 seconds. Multiply this number by 4. Ex: 20 beats for 15 seconds = 80 beats per minute.

Ready for Walk Kansas!

Physicians say that if walking were a pill, it would be the most widely prescribed medication. The reason we promote walking is that almost anyone can do it and it is good for your heart. Other types of exercise are beneficial as well, so you can be assured that other types of activity also count toward Walk Kansas minutes!

Physical activity versus exercise — there is a difference. Physical activity is anything that gets a person moving, such as walking to the mailbox. Exercise is moving at a pace that increases your heart rate, such as walking around the block. Walk Kansas promotes both physical activity and exercise. It is also important to move throughout your day, and especially important that you move — at least stand — for several minutes every waking hour.

What counts toward Walk Kansas minutes?

The Walk Kansas program is based on the Physical Activity Guidelines, which promote moderate and vigorous intensity activities. Here are the types of activity you can report as Walk Kansas minutes.

- Moderate exercise/activity — at a level where you can carry on a conversation, but not sing. Report actual minutes of activity. Activities could include: walking briskly, water exercise, bicycling slower than 10 miles/hour, tennis (doubles), ballroom dancing, general gardening, pickleball.

Vigorous exercise/activity — at a level where you can talk but not have a conversation. **You can double the actual minutes you perform vigorous activity and report that number.** Vigorous activities could include: race-walking, jogging or running, swimming laps, tennis (singles), aerobic dancing, bicycling 10 miles/hour or faster, jumping rope, heavy gardening, hiking uphill or with a heavy backpack.

- Combination of moderate and vigorous — where you add short bursts of vigorous activity or intervals. Example: Add several 30-second bursts of running or fast walking to your moderate walking pace. Report actual minutes of activity.
- Strengthening exercises — report number of days you did strengthening exercises.

If you wear an activity tracker (wrist tracker or pedometer), report the total number of steps per/day in the Walk Kansas system. The system will covert steps to miles (2,000 steps = 1 mile.)

Cottonwood Extension District Barton & Ellis Counties

GB Office - 3007 10th St. Great Bend, KS 67530 / 620-793-1910

Hays Office - 601 Main St. Hays, KS 67601 / 785-628-9430

K-STATE
Research and Extension

Walk Kansas

Please complete and return to your local K-State Research and Extension office.

REGISTRATION

Name _____

Mailing Address _____

City _____ Zip Code _____ County/District _____

Email _____ Phone _____

Gender Male Female Non-binary Choose not to provide

Team Captain _____ Team Name _____

If this is a work-site team, please specify company/organization _____

Age? (Check one)

Under 5 5 - 17 18 - 29 30 - 59 60-75 75 and over

Race? (Check one)

American Indian/Alaskan Native Asian Black/African American
 White/Caucasian Native Hawaiian/Pacific Islander Two or more races
 Choose not to provide

Ethnicity

Hispanic or Latino Not Hispanic or Latino Choose not to provide

I wish to participate in the Walk Kansas physical activity program for the purpose of physical fitness. I understand that I should have medical approval from my health care professional if I:

- » have chronic health problems such as heart disease or diabetes.
- » have been told by my doctor that I have high blood pressure.
- » have pains in my heart and/or chest area.
- » have any physical conditions or problems that might require special attention in an exercise program.
- » feel dizzy or have spells of severe dizziness.
- » have a bone or joint condition, such as arthritis, that might be made worse by an exercise I am not accustomed to, or a vigorous exercise program.
- » am a male over age 45 or a female over age 55 AND not accustomed to vigorous exercise.

I agree to accept full responsibility for any injuries I may sustain while participating in this program.

Participant Signature _____ **Date** _____

Parent/Guardian Signature (If under 18) _____ **Date** _____

FOLLOW-UP SURVEY

I am willing to participate in a brief follow-up survey 6 months after Walk Kansas.

PUBLICITY RELEASE

I authorize K-State Research and Extension to record and photograph my image and/or voice for use in research, educational and promotional programs. I also recognize that these audio, video and image recordings are the property of K-State Research and Extension.

No, I do not authorize use of my individual image or voice.